



Narendra Sharma & Company

CHARTERED ACCOUNTANTS

INDEPENDENT AUDITOR'S REPORT

To the Members of

Polywood Green Building Systems Pvt. Ltd.

Report on the Audit of Financial Statements

We have audited the accompanying Financial Statements of **POLYWOOD GREEN BUILDING SYSTEMS PRIVATE LIMITED** ("the Company"), which comprise the Balance Sheet as at 31st March, 2020, the Statement of Profit and Loss (including Other Comprehensive Income), the Cash Flow Statement and the Statement of Changes in Equity for the year then ended and notes to the Financial Statements, including a summary of the significant accounting policies and other explanatory information.

In our opinion and to the best of our information and according to the explanations given to us, the aforesaid Financial Statements give the information required by the Companies Act, 2013 ("the Act") in the manner so required and give a true and fair view in conformity with the accounting principles generally accepted in India, of the state of affairs of the Company as at March 31, 2020, its profit including other comprehensive income, its cash flows and changes in equity for the year ended on that date.

Basis for Opinion

We conducted our audit in accordance with the Standards on Auditing (SAs) as specified under section 143 (10) of the Act. Our responsibilities under those Standards are further described in the Auditor's Responsibilities for the Audit of the Financial Statements section of our report. We are independent of the Company in accordance with the code of ethics issued by the Institute of Chartered Accountants of India together with the ethical requirements that are relevant to our audit of the Financial Statements under the provisions of the Act and the rules thereunder, and we have fulfilled our other ethical responsibilities in accordance with these requirements find as and the code of ethics. We believe that the audit evidence we have obtained is sufficient and appropriate to provide a basis for our audit opinion on the Financial Statements.

Key Audit Matters

Key audit matters are those matters that, in our professional judgment, were of most significance in our audit of the Financial Statements for the financial year ended March 31, 2020. These matters were addressed in the context of our audit of the Financial Statements as a whole and in forming our opinion thereon, and we do not provide a separate opinion on these matters. For each matter below, our description of how our audit addressed the matter is provided in that context.

We have determined the matters described below to be the key audit matter to be communicated in our report. We have fulfilled the responsibilities described in the Auditors' responsibilities for the audit of the Financial Statements section of our report, including in relation to these matters. Accordingly, our audit included the performance of procedures designed to respond to our assessment of the risks of material misstatement of the Financial Statements. The results of our audit procedures, including the procedures performed to address the matters below, provide the basis for our audit opinion on the accompanying Financial Statements.

Revenue Recognition


Key Audit Matter Description

The Company's revenue is principally derived from sale of products and/or execution of works related to uPVC Windows, Extruded PVC Profiles and other similar items. Revenue from sale of goods is recognized when the control of the products being sold is transferred to the customer and when there are no unfulfilled obligations. The performance obligations in the contracts are fulfilled at the time of dispatch, delivery or upon formal customer acceptance depending on terms of order / contract with the customer. Revenue is measured at fair value of the consideration received or receivable after deduction of any trade/volume discounts and taxes or duties collected.

We identified revenue recognition as a key audit matter since revenue is significant to the financial statements and is required to be recognized as per the requirements of applicable accounting framework.

How our audit addressed the Key Audit Matter

- We assessed the appropriateness of the revenue recognition accounting policies by comparing them with applicable Indian Accounting Standards (Ind AS).
- Evaluated the process followed by the management for revenue recognition including understanding and testing of key controls related to recognition of revenue in correct period.
- Performed substantive testing on samples selected using statistical sampling of revenue transactions, recorded during the year by testing the underlying documents to determine whether revenue has been recognized correctly.





Narendra Sharma & Company

CHARTERED ACCOUNTANTS

- Tested, on a sample basis, specific revenue transactions recorded before and after the financial year end date including examination of credit notes issued after the year end to determine whether the revenue has been recognized in the appropriate financial period, and timely. Based on the above stated procedures, no significant exceptions were noted in revenue recognition.

Information Other than the Financial Statements and Auditor's Report Thereon

The Company's Board of Directors are responsible for the other information. The other information comprises the information included in the Annual Report but does not include the Financial Statements and our auditor's report thereon.

Our opinion on the Financial Statements does not cover the other information and we do not express any form of assurance conclusion thereon.

In connection with our audit of the Financial Statements, our responsibility is to read the other information and, in doing so, consider whether such other information is materially inconsistent with the Financial Statements or our knowledge obtained during the course of the audit or otherwise appears to be materially misstated. If, based on the work we have performed, we conclude that there is a material misstatement of this other information, we are required to report that fact. We have nothing to report in this regard.

Responsibilities of Management for the Financial Statements

The Company's Board of Directors is responsible for the matters stated in Section 134(5) of the Act with respect to the preparation of these Financial Statements that give a true and fair view of the financial position, financial performance including other comprehensive income, changes in equity and cash flows of the Company in accordance with the accounting principles generally accepted in India, including the Indian Accounting Standards (Ind AS) specified under Section 133 of the Act, read with the Companies (Indian accounting standards) Rules 2015, as amended from time to time.

This responsibility also includes maintenance of adequate accounting records in accordance with the provisions of the Act for safeguarding the assets of the Company and for preventing and detecting frauds and other irregularities, selection and application of appropriate accounting policies, making judgments and estimates that are reasonable and prudent, and design, implementation and maintenance of adequate internal financial controls, that were operating effectively for ensuring the accuracy and completeness of the accounting records, relevant to the preparation and presentation of the Financial Statements that give a true and fair view and are free from material misstatement, whether due to fraud or error.

In preparing the Financial Statements, management is responsible for assessing the Company's ability to continue as a going concern, disclosing, as applicable, matters related to going concern and using the going concern basis of accounting unless management either intends to liquidate the Company or to cease operations, or has no realistic alternative but to do so.


Those Board of Directors are also responsible for overseeing the Company's financial reporting process.

Auditor's Responsibility for the audit of Financial Statements

Our objectives are to obtain reasonable assurance about whether the Financial Statements as a whole are free from material misstatement, whether due to fraud or error, and to issue an auditor's report that includes our opinion. Reasonable assurance is a high level of assurance, but is not a guarantee that an audit conducted in accordance with SAs will always detect a material misstatement when it exists. Misstatements can arise from fraud or error and are considered material if, individually or in the aggregate, they could reasonably be expected to influence the economic decisions of users taken on the basis of these Financial Statements.

As part of an audit in accordance with SAs, we exercise professional judgment and maintain professional skepticism throughout the audit. We also:

- Identify and assess the risks of material misstatement of the Financial Statements, whether due to fraud or error, design and perform audit procedures responsive to those risks, and obtain audit evidence that is sufficient and appropriate to provide a basis for our opinion. The risk of not detecting a material misstatement resulting from fraud is higher than for one resulting from error, as fraud may involve collusion, forgery, intentional omissions, misrepresentations, or the override of internal control.
- Obtain an understanding of internal control relevant to the audit in order to design audit procedures that are appropriate in the circumstances. Under section 143(3)(i) of the Act, we are also responsible for expressing our opinion on whether the Company has adequate internal financial controls system in place and the operating effectiveness of such controls.
- Evaluate the appropriateness of accounting policies used and the reasonableness of accounting estimates and related disclosures made by management.
- Conclude on the appropriateness of management's use of the going concern basis of accounting and, based on the audit evidence obtained, whether a material uncertainty exists related to events or conditions that may cast significant doubt on the Company's ability to continue as a going concern. If we conclude that a material uncertainty exists, we are required to draw attention in our auditor's report to the related disclosures in the Financial Statements, if such disclosures are inadequate, to modify our opinion. Our conclusions are based on the audit evidence obtained up to the date of our auditor's report. However, future events or conditions may cause the Company to cease to continue as a going concern.





Narendra Sharma & Company

CHARTERED ACCOUNTANTS

- Evaluate the overall presentation, structure and content of the Financial Statements, including the disclosures, and whether the Financial Statements represent the underlying transactions and events in a manner that achieves fair presentation.

We communicate with those charged with governance regarding, among other matters, the planned scope and timing of the audit and significant audit findings, including any significant deficiencies in internal control that we identify during our audit. We also provide those charged with governance with a statement that we have complied with relevant ethical requirements regarding independence, and to communicate with them all relationships and other matters that may reasonably be thought to bear on our independence, and where applicable, related safeguards.

From the matters communicated with those charged with governance, we determine those matters that were of most significance in the audit of the Financial Statements for the financial year ended March 31, 2020 and are therefore the key audit matters. We describe these matters in our auditor's report unless law or regulation precludes public disclosure about the matter or when, in extremely rare circumstances, we determine that a matter should not be communicated in our report because the adverse consequences of doing so would reasonably be expected to outweigh the public interest benefits of such communication.

Report on Other Legal and Regulatory Requirements

1. As required by the Companies (Auditor's Report) Order, 2016 ("the Order") issued by the Central Government in terms of Section 143(11) of the Act, we give in "Annexure A" a statement on the matters specified in paragraphs 3 and 4 of the Order, to the extent applicable.
2. As required by Section 143(3) of the Act, we report that:
 - (a) We have sought and obtained all the information and explanations which to the best of our knowledge and belief were necessary for the purposes of our audit.
 - (b) In our opinion, proper books of account as required by law have been kept by the Company so far as it appears from our examination of those books.
 - (c) The Balance Sheet, the Statement of Profit and Loss (including Other Comprehensive Income), the Cash Flow Statement and Statement of Changes in Equity dealt with by this Report are in agreement with the books of account.
 - (d) In our opinion, the aforesaid Financial Statements comply with the Indian Accounting Standards prescribed under Section 133 of the Act read with relevant rules issued there under;
 - (e) On the basis of the written representations received from the Directors of the Company as on 31st March, 2020, taken on record by the Board of Directors, none of the directors is disqualified as on 31st March, 2020 from being appointed as a Director in terms of Section 164(2) of the Act;
 - (f) With respect to the adequacy of the internal financial controls over financial reporting of the Company with reference to these Financial Statements and the operating effectiveness of such controls, refer to our separate Report in "Annexure B" to this report;
 - (g) In our opinion, the managerial remuneration for the year ended March 31, 2020 has been paid/ provided by the Company to its directors in accordance with the provisions of section 197 read with Schedule V to the Act;
 - (h) With respect to the other matters to be included in the Auditor's Report in accordance with Rule 11 of the Companies (Audit and Auditors) Rules, 2014, as amended, in our opinion and to the best of our information and according to the explanations given to us:
 - i. The Company has disclosed the impact of pending litigations on its financial position in its Financial Statements;
 - ii. The Company did not have any long-term contracts including derivative contracts, hence, the question of any material foreseeable losses does not arise;
 - iii. There were no amounts, required to be transferred, to the Investor Education and Protection Fund by the Company.

For NARENDRA SHARMA & CO.

Chartered Accountants
(Firm Regn No. 004983C)

(YOGESH GAUTAM)


Partner

Membership No. 072676

UDIN : 20072676AAAABF3244

Place : Jaipur

Date : 28th July 2020






Narendra Sharma & Company

CHARTERED ACCOUNTANTS

ANNEXURE 'A' TO THE INDEPENDENT AUDITOR'S REPORT

Referred to in Paragraph 1 under "Report on Other Legal and Regulatory Requirements" section of our report of even date to the members of **POLYWOOD GREEN BUILDING SYSTEMS PRIVATE LIMITED** on the Financial Statements for the year ended on 31st March 2020, we report that:

- (i) In respect of its Property, plant and equipment:
 - a. The Company has maintained proper records showing full particulars including quantitative details and situation of fixed assets (Property, plant and equipment) on the basis of available information.
 - b. As explained to us, all the fixed assets (Property, plant and equipment) have been physically verified by the management in a phased periodical manner, which in our opinion is reasonable having regard to the size of the Company and nature of its assets. According to information and explanation given to us, no material discrepancies were noticed on such physical verification.
 - c. According to the information and explanations given to us and the records examined by us and based on the examination of the registered sale deeds and lease agreements provided to us, we report that, the title deeds, comprising all the immovable properties of land (freehold and/or leasehold), are held in the name of the Company as at the Balance Sheet date.
- (ii) As explained to us, the inventories were physically verified during the year by the Management at reasonable intervals and no material discrepancies were noticed on physical verification.
- (iii) As per information and explanation given to us, the Company has granted unsecured loans to companies covered in the register maintained under section 189 of the Companies Act, 2013.
 - a. In respect of loan granted to the body corporate, the terms and conditions of the loans are prima facie not prejudicial to the interest of the company.
 - b. The terms of arrangement do not stipulate any repayment schedule. The borrower has been regular in the payment of interest as stipulated.
 - c. As there is no specified repayment schedule of the loan granted to the body corporate, the clause (iii) (c) of the order is not applicable to the company.
- (iv) In our opinion and according to the information and explanations given to us, the Company has complied with the provisions of Sections 185 and 186 of the Companies Act, 2013 in respect of grant of loans, making investments and providing guarantees and securities, as applicable.
- (v) The Company has not accepted any deposits within the meaning of Sections 73 to 76 of the Act and the Companies (Acceptance of Deposits) Rules, 2014 (as amended). Accordingly, the provisions of clause 3(v) of the Order are not applicable to the Company.
- (vi) To the best of our knowledge and as explained, the Central Government has not specified the maintenance of cost records under clause 148(1) of the Companies Act, 2013
- (vii) According to the information and explanation given to us in respect of statutory dues:
 - a. The Company has generally been regular in depositing undisputed statutory dues, including Provident Fund, Employees' State Insurance, Income-tax, Goods and Service Tax, Customs Duty, Cess and other material statutory dues applicable to it to the appropriate authorities.
 - b. There were no undisputed amounts payable in respect of Provident Fund, Employees' State Insurance, Income-tax, Goods and Service Tax, Customs Duty, Cess and other material statutory dues in arrears as at 31st March, 2020 for a period of more than six months from the date they became payable.
 - c. There were no dues pending to be deposited on account of any dispute in respect of Income Tax, Wealth Tax, Sales Tax, Custom Duty, Service Tax, Excise Duty, Cess, Value Added Tax, Goods and Service Tax etc.





Narendra Sharma & Company

CHARTERED ACCOUNTANTS

- (viii) In our opinion and according to the information and explanations given to us, the Company has not defaulted in the repayment of loans or borrowings to banks and financial institutions. Company has not taken any loan or borrowing from Government and has not issued any debentures.
- (ix) In our opinion and according to the information and explanations given to us, money raised by way of the term loans have been applied by the Company during the year for the purposes for which they were raised, other than temporary deployment pending application of proceeds. The Company has not raised moneys by way of initial public offer / further public offer (including debt instruments) during the year.
- (x) To the best of our knowledge and according to the information and explanations given to us, no fraud by the Company and no material fraud on the Company by its officers or employees has been noticed or reported during the year.
- (xi) In our opinion and according to the information and explanations given to us, the Company has paid/provided managerial remuneration in accordance with the requisite approvals mandated by the provisions of section 197 read with Schedule V to the Companies Act, 2013.
- (xii) The Company is not a Nidhi Company and hence reporting under clause (xii) of the Order is not applicable.
- (xiii) In our opinion and according to the information and explanations given to us, the Company is in compliance with Section 188 and 177 of the Companies Act, 2013, where applicable, for all transactions with the related parties and the details of related party transactions have been disclosed in the financial statements as required by the applicable accounting standards.
- (xiv) During the year the Company has not made any preferential allotment or private placement of shares or fully or partly convertible debentures.
- (xv) In our opinion and according to the information and explanations given to us, during the year the Company has not entered into any non-cash transactions with its Directors or Directors of its subsidiary companies or persons connected with him.
- (xvi) The Company is not required to be registered under Section 45-IA of the Reserve Bank of India Act, 1934.

For NARENDRA SHARMA & CO.

Chartered Accountants


(Firm Regn No 004983C)


(YOGESH GAUTAM)

Partner

Membership No. 072676

UDIN : 20072676AAAAABF3244



Place : Jaipur

Date : 28th July 2020



Narendra Sharma & Company

CHARTERED ACCOUNTANTS

ANNEXURE "B" TO THE INDEPENDENT AUDITOR'S REPORT

Referred to in Paragraph 2(f) under "Report on Other Legal and Regulatory Requirements" of our report of even date

Report on the Internal Financial Controls Over Financial Reporting under Clause (i) of Sub-section 3 of Section 143 of the Companies Act, 2013 ("the Act")

We have audited the internal financial controls over financial reporting of **POLYWOOD GREEN BUILDING SYSTEMS PRIVATE LIMITED** ("the Company") as of March 31, 2020 in conjunction with our audit of the Financial Statements of the Company for the year ended on that date.

Management's Responsibility for Internal Financial Controls

The Company's management is responsible for establishing and maintaining internal financial controls based on the internal control over financial reporting criteria established by the Company considering the essential components of internal control stated in the "Guidance Note on Audit of Internal Financial Controls Over Financial Reporting" (the "Guidance Note") issued by the Institute of Chartered Accountants of India. These responsibilities include the design, implementation and maintenance of adequate internal financial controls that were operating effectively for ensuring the orderly and efficient conduct of its business, including adherence to Company's policies, the safeguarding of its assets, the prevention and detection of frauds and errors, the accuracy and completeness of the accounting records, and the timely preparation of reliable financial information, as required under the Companies Act, 2013.

Auditor's Responsibility

Our responsibility is to express an opinion on the Company's internal financial controls over financial reporting based on our audit. We conducted our audit in accordance with the Guidance Note and the Standards on Auditing prescribed under Section 143(10) of the Act, to the extent applicable to an audit of internal financial controls. Those Standards and the Guidance Note require that we comply with ethical requirements and plan and perform the audit to obtain reasonable assurance about whether adequate internal financial controls over financial reporting was established and maintained and if such controls operated effectively in all material respects.

Our audit involves performing procedures to obtain audit evidence about the adequacy of the internal financial controls system over financial reporting and their operating effectiveness. Our audit of internal financial controls over financial reporting included obtaining an understanding of internal financial controls over financial reporting, assessing the risk that a material weakness exists, and testing and evaluating the design and operating effectiveness of internal control based on the assessed risk. The procedures selected depend on the auditor's judgement, including the assessment of the risks of material mis-statement of the financial statements, whether due to fraud or error.

We believe that the audit evidence we have obtained is sufficient and appropriate to provide a basis for our audit opinion on the internal financial controls over financial reporting with reference to these Financial Statements.

Meaning of Internal Financial Controls Over Financial Reporting

A Company's internal financial control over financial reporting is a process designed to provide reasonable assurance regarding the reliability of financial reporting and the preparation of financial statements for external purposes in accordance with generally accepted accounting principles. A Company's internal financial control over financial reporting includes those policies and procedures that (1) pertain to the maintenance of records that, in reasonable detail, accurately and fairly reflect the transactions and dispositions of the assets of the Company; (2) provide reasonable assurance that transactions are recorded as necessary to permit preparation of financial statements in accordance with generally accepted accounting principles, and that receipts and expenditures of the Company are being made only in accordance with authorizations of Management and Directors of the Company; and (3) provide reasonable assurance regarding prevention or timely detection of unauthorized acquisition, use, or disposition of the Company's assets that could have a material effect on the financial statements.

Inherent Limitations of Internal Financial Controls Over Financial Reporting

Because of the inherent limitations of internal financial controls over financial reporting, including the possibility of collusion or improper management override of controls, material misstatements due to error or fraud may occur and not be detected. Also, projections of any evaluation of the internal financial controls over financial reporting to future periods are subject to the risk that the internal financial control over financial reporting may become inadequate because of changes in conditions, or that the degree of compliance with the policies or procedures may deteriorate.





Narendra Sharma & Company

CHARTERED ACCOUNTANTS


Opinion

In our opinion, to the best of our information and according to the explanations given to us, the Company has, in all material respects, an adequate internal financial controls over financial reporting with reference to these Financial Statements and such internal financial controls over financial reporting were operating effectively as at March 31, 2020, based on the internal control over financial reporting criteria established by the Company considering the essential components of internal control stated in the Guidance Note on Audit of Internal Financial Controls Over Financial Reporting issued by the Institute of Chartered Accountants of India.

For NARENDRA SHARMA & CO.

Chartered Accountants

(Firm Regn No. 004983C)



(YOGESH GAUTAM)

Partner

Membership No. 072676

UDIN : 20072676AAAABF3244

Place : Jaipur

Date : 28th July 2020

POLYWOOD GREEN BUILDING SYSTEMS PVT LTD

BALANCE SHEET
As at 31st March, 2020

Particulars		Note	As at 31 March, 2020	As at 31 March, 2019
A.	ASSETS			
1.	Non-current Assets			
	(a) Property, Plant and Equipment	4	267708	366067
	(b) Capital work-in-progress		0	0
	(c) Other Intangible assets		0	0
	(d) Financial Assets			
	(i) Investments		0	0
	(ii) Loans	5	15036986	0
	(iii) Others		0	0
	(e) Deferred Tax Assets (Net)	6	462944	407730
	(f) Other non-current assets		0	0
	Total-Non-current assets		15767638	773797
2.	Current assets			
	(a) Inventories	7	12533508	27590969
	(b) Financial Assets			
	(i) Trade receivables	8	51760292	52672137
	(ii) Cash and cash equivalents	9	2818638	4440239
	(iii) Bank balances other than (ii) above		0	0
	(iv) Loans	10	262525	262525
	(v) Others	11	333244	1617408
	(c) Other current assets	12	7919606	3251317
	Total Current assets		75627813	89834595
	Total Assets		91395451	90608392
B.	EQUITY AND LIABILITIES			
1.	Equity			
	(a) Equity Share capital	13	500000	500000
	(b) Other Equity	14	35005613	33741756
	Total Equity		35505613	34241756
2.	LIABILITIES			
	Non-current Liabilities			
	(a) Financial Liabilities			
	(i) Borrowings	15	37910760	29129178
	(ii) Other financial liabilities		0	0
	(b) Provisions	16	1210261	984278
	(c) Other non-current liabilities		0	0
	Total Non current liabilities		39121021	30113456
3.	Current Liabilities			
	(a) Financial Liabilities			
	(i) Borrowings		0	0
	(ii) Trade Payables	17		
	- Dues to Micro and Small Enterprises		0	0
	- Dues to Creditors other than Micro and Small Enterprises		6318998	14824194
	(iii) Other financial liabilities	18	9713598	7737532
	(b) Other current liabilities	19	43472	2285162
	(c) Provisions	20	1118515	1163105
	(d) Current tax liabilities (Net)	21	(425766)	243187
	Total Current liabilities		16768817	26253180
	Total Equity and Liabilities		91395451	90608392
See accompanying notes to the Financial Statements		1 to 37		

As per our report of even date

For NARENDRA SHARMA & CO.


Chartered Accountants

Firm Regn. No. 004983C

(CA YOGESH GAUTAM)

Partner

M. No. 072676



For POLYWOOD GREEN BUILDING SYSTEMS PVT LTD

(ANITA DHABRIYA)

Director

Din No.00359317

(SOURABH MATHUR)

Director

Din No.05252070

Place : Jaipur

Date : 28th July, 2020

POLYWOOD GREEN BUILDING SYSTEMS PVT LTD


STATEMENT OF PROFIT AND LOSS

For the year ended on 31st March, 2020

Sl. No.	Particulars	Note	For the year ended 31 March, 2020	For the year ended 31 March, 2019
	Revenue			
I	Revenue from Operations	22	65012982	89306423
II	Other income	23	136147	95491
III	Total Income (I + II)		65149129	89401914
IV	Expenses			
	(a) Cost of materials consumed		0	0
	(b) Purchase of Goods	24	19314469	58428576
	(c) Changes in inventories of finished goods	25	15057461	1901468
	(d) Employee benefits expense	26	9922977	11581231
	(e) Finance costs	27	3660384	3050827
	(f) Depreciation and amortisation expense	28	101859	141777
	(g) Other expenses	29	15365012	9224408
	Total Expenses (IV)		63422162	84328287
V	Profit before Taxes (III - IV)		1726967	5073627
VI	Tax expenses / (credit)	21		
	(a) Current tax expense for current year		530100	1425000
	(b) Deferred tax		(59222)	(63395)
	(c) Previous year tax		4149	42044
	Total Tax		475027	1403649
VII	Profit for the period (V - VI)		1251940	3669978
VIII	Other Comprehensive Income (OCI)			
	Item that will not be reclassified to profit or loss			
	- Remeasurements of the defined benefit liabilities		15925	112600
	- Income tax relating to items that will not be reclassified to profit or loss		(4008)	(29276)
	Other Comprehensive Income for the period After Tax		11917	83324
IX	Total Comprehensive Income for the period After Tax (VII + VIII)		1263857	3753302
X	Earnings per share (of Rs.10/- each):	30		
	Basic & Diluted		25.04	73.40
	See accompanying notes to the Financial Statements	1 to 37		

As per our report of even date
For NARENDRA SHARMA & CO.
Chartered Accountants
Firm Regn. No. 004983C

(CA YOGESH GAUTAM)
Partner
M. No. 072676



For POLYWOOD GREEN BUILDING SYSTEMS PVT LTD

(ANITA DHABRIYA)
Director
Din No.00359317

(SOURABH MATHUR)
Director
Din No.05252070

Place : Jaipur
Date : 28th July, 2020

POLYWOOD GREEN BUILDING SYSTEMS PVT LTD

STATEMENT OF CHANGES IN EQUITY
For the year ended on 31st March, 2020

A. Equity share capital

Particulars	Amount
Balance as at April 1, 2018	500000
Changes in equity share capital during the year	0
Balance as at 31st March, 2019	500000
Changes in equity share capital during the year	0
Balance as at 31st March, 2020	500000


B. Other Equity

Particulars	Other Equity			Amount
	Reserve and Surplus			
	General Reserve	Share Premium Account	Retained Earning Account	
Balance as at April 1, 2018	29988454	0	0	29988454
1. Profit for the year	0	0	3669978	3669978
2. Other comprehensive income for the year, net of income tax	0	0	83324	83324
Total Comprehensive Income for the year	0	0	3753302	3753302
3. Transfer to / (from) Retained earnings	3753302	0	(3753302)	0
Balance as at 31st March, 2019	33741756	0	0	33741756
1. Profit for the year	0	0	1251940	1251940
2. Other comprehensive income for the year, net of income tax	0	0	11917	11917
Total Comprehensive Income for the year	0	0	1263857	1263857
3. Transfer to / (from) Retained earnings	1263857	0	(1263857)	0
Balance as at 31st March, 2020	35005613	0	0	35005613

As per our report of even date
For NARENDRA SHARMA & CO.
Chartered Accountants
Firm Regn. No. 004983C

(CA YOGESH GAUTAM)
Partner
M. No. 072676

Place: Jaipur
Date: 28th July, 2020



For POLYWOOD GREEN BUILDING SYSTEMS PVT LTD

(ANITA DHABRIYA) Director
Din No. 00359317

(SOURABH MATHUR) Director
Din No. 05252070


POLYWOOD GREEN BUILDING SYSTEMS PVT LTD

CASH FLOW STATEMENT
For the year ended on 31st March, 2020

Particulars	For the year ended 31 March, 2020		For the year ended 31 March, 2019	
A. CASH FLOW FROM OPERATING ACTIVITIES				
Net Profit before tax as per Profit & Loss Statement		1726967		5073627
Adjustment for :				
Depreciation and amortization expenses	101859		141777	
Finance Cost	3660384		3050827	
Interest Income	(136147)		(95491)	
		3626096		3097113
Operating profit before working capital changes		5353064		8170740
Adjustment for :				
(Increase) / Decrease in Trade Receivables	911846		6803468	
(Increase) / Decrease in Inventories	15057461		1901468	
(Increase) / Decrease in Other Assets	(18421111)		881378	
(Decrease) / Increase in Trade Payables	(8505196)		(35155102)	
(Decrease) / Increase in Provisions	181393		83423	
(Decrease) / Increase in Other Liabilities	(492887)		(3934949)	
		(11268494)		(29420313)
Cash generated from / (used in) operations		(5915430)		(21249573)
Direct Taxes paid		(960015)		(1223857)
Net cash generated from/(used in) operating activities - (A)		(6875446)		(22473430)
B. CASH FLOW FROM INVESTING ACTIVITIES				
Payment for Property, plant and equipment and Capital work in progress	(3500)		(19347)	
Purchase of long-term investments	0		0	
Sale of tangible fixed assets	0		0	
Sale of long term investments	0		0	
Interest income	136147		95491	
Net cash (used in) Investing Activities - (B)		132647		76144
C. CASH FLOW FROM FINANCING ACTIVITIES				
Proceeds from Non-Current borrowings	20000000		29500000	
Repayment of Non-Current borrowings	(11218419)		(2350823)	
Net Increase/(decrease) in Current borrowings	0		0	
Interest paid	(3660384)		(3050827)	
Net cash(used in) / from financing activities - (C)		5121197		24098351
Net increase/(decrease) in Cash & Cash Equivalents (A+B+C)		(1621601)		1701065
Cash and cash equivalents at the beginning of the year		4440239		2739175
Cash and cash equivalents at the end of the year		2818638		4440239
1 Cash and cash equivalents at the end of year comprises :				
Cash on hand		937172		2058227
Balances with banks				
(i) In current accounts		399434		982555
(ii) In fixed deposit accounts		1482032		1399458
Total		2818638		4440239

In terms of our report attached
For NARENDRA SHARMA & CO.
Chartered Accountants
Firm Regn. No. 004983C

(CA YOGESH GAUTAM)
Partner
M. No. 072676



For POLYWOOD GREEN BUILDING SYSTEMS PVT LTD

(TANITA DHABRIYA)
Director
Din No.00359317

(SOURABH MATHUR)
Director
Din No.05252070

Place : Jaipur
Date : 28th July, 2020

Notes to the Financial Statements

for the year ended March 31, 2020

1. CORPORATE INFORMATION

Polywood Green Building Systems Pvt. Ltd. ('The Company') is a Private Limited Company domiciled and incorporated in India in 2012. The Company is a wholly owned subsidiary of Dhabriya Polywood Limited since inception, whose equity shares are listed at the Bombay Stock Exchange (BSE). It is headquartered in Jaipur in Rajasthan and having its branch network spread in multiple states to cover all major markets for the activity of trading and works contract related the uPVC Windows, Extruded PVC Profiles and Modular Furniture Products.

2. SIGNIFICANT ACCOUNTING POLICIES

A. **BASIS OF PREPERATION AND PRESENTATION**

These financial statements have been prepared in accordance with the Indian Accounting Standards (hereinafter referred to as the 'Ind AS') as notified by Ministry of Corporate Affairs pursuant to Section 133 of the Companies Act, 2013 ('Act') read with of the Companies (Indian Accounting Standards) Rules, 2015 as amended and other relevant provisions of the Act. The accounting policies are applied consistently to all the periods presented in the financial statements. The financial statements have been prepared on a historical cost basis except for certain financial instruments which are measured at fair value at the end of each reporting period.

B. **CURRENT AND NON-CURRENT CLASSIFICATION**

The Company presents assets and liabilities in the Balance Sheet based on Current/ Non-Current classification.

An asset is treated as Current when it is :

- Expected to be realized or intended to be sold or consumed in normal operating cycle;
- Expected to be realized within twelve months after the reporting period, or
- Cash or cash equivalent unless restricted from being exchanged or used to settle a liability for at least twelve months after the reporting period.

All other assets are classified as non-current.

A liability is current when it is :

- Expected to be settled in normal operating cycle;
- Due to be settled within twelve months after the reporting period, or
- There is no unconditional right to defer the settlement of the liability for at least twelve months after the reporting period.

The Company classifies all other liabilities as non-current.

Deferred tax assets and liabilities are classified as non-current assets and liabilities.

C. **REVENUE RECOGNITION**

Sale of Goods :- Revenue is recognized to the extent that it is probable that the economic benefits will flow to the Company and the revenue can be reliably measured, regardless of when the payment is being made. Revenue is measured at the fair value of the consideration received or receivable, taking into account contractually defined terms of payment, net of returns and allowances, trade discounts and volume rebates. Sales of products is net of goods and service tax.


Revenue is recognized when the significant risks and rewards of ownership have been transferred to the customer, recovery of the consideration is probable, the associated costs can be estimated reliably, there is no continuing management involvement with the goods nor it exercises effective control over the goods and the amount of revenue can be measured reliably. The timing of the transfer of risks and rewards varies depending on the individual terms of the sales arrangements.

Income from Services: Revenue from sale of services are recognized when services are rendered and related costs are incurred. Income from services is also net of goods and service tax.

Other Income: Interest income from a financial asset is recognized when it is probable that the economic benefit will flow to the Company and the amount of income can be measured reliably. Interest income is accrued on a time basis, by reference to the principal outstanding and at the effective rate applicable, which is the rate that discounts estimated future cash receipts through the expected life of the financial assets to that asset's net carrying amount on initial recognition.

D. **PROPERTY, PLANT AND EQUIPMENT**

On transition to Ind AS the Company has adopted the optional exemption under Ind AS 101 to use the carrying value of the Property, plant and equipment as the deemed cost. Subsequently Property, plant and equipment are stated at cost of acquisition or construction less accumulated depreciation and accumulated impairment losses, if any. For this purpose, cost includes deemed cost which represents the carrying value of property, plant and equipment recognized as at 1st April, 2016 measured as per the previous GAAP.



Notes to the Financial Statements

for the year ended March 31, 2020

Cost of acquisition or construction is inclusive of freight, duties, relevant taxes, incidental expenses and interest on loans attributable to the acquisition of qualifying assets, up to the date of commissioning of the assets. Such cost includes the cost of replacing part of the plant and equipment and borrowing costs for qualifying assets, upto the date of commissioning of the assets. All repair and maintenance costs are recognized in profit or loss as incurred. Assets are classified to the appropriate categories of property, plant and equipment when completed and ready for intended use.

Depreciation methods, estimated useful lives and residual value

Depreciation on Property, plant and equipment is provided to the extent of depreciable amount on the Written Down Value Method on the basis of useful life of the assets as prescribed in Schedule II to the Companies Act, 2013 to allocate their cost, net of their residual values, over their estimated useful lives. Depreciation on additions and deletion during the year has been provided on pro rata basis with reference to the date of addition and deletion. The residual values and useful lives are reviewed and adjusted if appropriate at the end of each reporting period.

Gains and losses on disposals are determined by comparing proceeds with carrying amount. These are included in the statement of profit and loss within other income or other expenses, as applicable.

E. IMPAIRMENT OF ASSETS

The carrying amount of assets are reviewed at each balance sheet date if there is any indication of impairment based on internal/external factors. An impairment loss will be recognised in the Statement of Profit and Loss wherever the carrying amount of an asset exceeds its estimated recoverable amount. When an impairment loss subsequently reverses, the carrying amount of the asset (or cash-generating unit) is increased to the revised estimate of its recoverable amount, but so that the increased carrying amount does not exceed the carrying amount that would have been determined had no impairment loss been recognised for the asset (or cash-generating unit) in prior years. A reversal of an impairment loss is recognised immediately in profit or loss. Provision for impairment will be reviewed periodically and amended depending on changes in circumstances

F. CASH AND CASH EQUIVALENTS

For the purpose of presentation in the cash flow statement, cash and cash equivalents includes cash on hand, deposits held at call with financial institutions, other short-term, highly liquid investments with original maturities of three months or less that are readily convertible to known amounts of cash and which are subject to an insignificant risk of changes in value. Bank overdrafts, if any, are shown within borrowings in current liabilities in the balance sheet.

G. TRADE RECEIVABLES

Trade receivables are amounts due from customers for goods sold or services performed in the ordinary course of business. Trade receivables are recognised initially at fair value and subsequently measured at amortised cost using the effective interest method, less provision for impairment, if any.

H. INVENTORIES

Inventories are stated at the lower of cost and net realizable value. Cost of materials comprises cost of purchases of materials, direct labour and an appropriate proportion of variable and fixed overhead expenditure, whichever applicable.


Costs of inventories also include all other costs incurred in bringing the inventories to their present location and condition. Costs of purchased inventory are determined after deducting rebates and discounts, if any. Net realizable value is the estimated selling price in the ordinary course of business less the estimated costs of completion and the estimated costs necessary to make the sale.

I. TRADE AND OTHER PAYABLES

These amounts represent liabilities for goods and services provided to the Company prior to the end of financial year which are unpaid. Trade and other payables are presented as current liabilities unless payment is not due within twelve months after the reporting period. They are recognised initially at their fair value and subsequently measured at amortised cost using the effective interest method.

J. BORROWING

Borrowings are initially recognized at fair value, net of transaction costs incurred. Borrowings are subsequently measured at amortized cost. Any difference between the proceeds (net of transaction costs) and the redemption amount is recognized in the statement of profit and loss over the period of the borrowings using the effective interest method. Fees paid on the establishment of loan facilities are recognized as transaction costs of the loan to the extent that it is probable that some or all of the facility will be drawn down. In this case, the fee is deferred until the draw down occurs. Borrowings are classified as current liabilities unless the Company has an unconditional right to defer settlement of the liability for at least twelve months after the reporting period.



Notes to the Financial Statements

for the year ended March 31, 2020

K. BORROWING COST

Borrowing Costs directly attributable to the acquisition, construction and production of qualifying assets, which are assets that necessarily take a substantial period of time to get ready for their intended use or sale, are added to the cost of those assets, until such time as the assets are substantially ready for their intended use or sale. All other borrowing costs are recognized in Profit and Loss in the period in which they are incurred.

L. EMPLOYEE BENEFITS

Short Term Employee Benefits

Liabilities for wages and salaries, including non-monetary benefits that are expected to be settled wholly within twelve months after the end of the period in which the employees render the related service are recognized in respect of employees' services up to the end of the reporting period and are measured at the amounts expected to be paid when the liabilities are settled. The liabilities are presented as current employee benefit obligations in the balance sheet.

Post-Employment Benefits

Defined Contribution Plans

A defined contribution plan is a post-employment benefit plan under which the Company pays specified contributions to a separate entity. The Company makes specified monthly contributions towards Provident Fund (PF) and Employee State Insurance (ESI) to the eligible employees. The Company's contribution is recognized as employee benefit expenses in Profit and Loss during the period in which the employee renders the related service.

Defined Benefit Plans

The Company provides for gratuity, a defined benefit retirement plan to the employees whoever has completed five years of service with the Company at the time of retirement, death while in employment or on termination of employment or otherwise as per the provisions of The Payment of Gratuity Act, 1972. Company accounts for liability of future gratuity benefits bases on an external actuarial valuation on projected unit credit method carried out annually for assessing liability as at the balance sheet date.

M. FINANCIAL INSTRUMENTS

Financial assets and financial liabilities are recognized when the Company becomes a party to the contractual provisions of the instruments.

Financial assets and financial liabilities are initially measured at fair value. Transaction costs that are directly attributable to the acquisition or issue of financial assets and financial liabilities (other than financial assets and financial liabilities at fair value through profit or loss ("FVTPL")) are added to or deducted from the fair value of the financial assets or financial liabilities, as appropriate, on initial recognition. Transaction costs directly attributable to the acquisition of financial assets or financial liabilities at fair value through profit or loss are recognized immediately in statement of profit and loss.

FINANCIAL ASSETS

Initial recognition and measurement:

On initial recognition, a financial asset is recognized at fair value. All recognized financial assets are subsequently measured in their entirety at either amortized cost or fair value through profit or loss (FVTPL) or fair value through other comprehensive income (FVOCI) depending on the classification of the financial assets. Financial assets are not reclassified subsequent to their recognition, except if and in the period the Company changes its business model for managing financial assets.

Derecognition

The Company derecognizes a financial asset when the contractual rights to the cash flows from the financial asset expire or it transfers the contractual rights to receive the cash flows from the asset.


Impairment of financial assets

The Company assesses at each date of balance sheet whether a financial asset or a group of financial assets is impaired. Ind AS 109 requires expected credit losses to be measured through a loss allowance. The Company recognizes lifetime expected losses for all contract assets and / or all trade receivables that do not constitute a financing transaction. For all other financial assets, expected credit losses are measured at an amount equal to the 12-month expected credit losses or at an amount equal to the lifetime expected credit losses, if the credit risk on the financial asset has increased significantly since initial recognition.

FINANCIAL LIABILITIES AND EQUITY INSTRUMENTS

Classification as equity

Equity instruments issued by the Company are classified as either financial liabilities or as equity in accordance with the substance of the contractual arrangements and the definitions of a financial liability and an equity instrument.



Notes to the Financial Statements

for the year ended March 31, 2020

Equity instruments

An equity instrument is any contract that evidences a residual interest in the assets of an entity after deducting all of its liabilities. Equity instruments issued by the Company are recognized at the proceeds received, net of direct issue costs. Repurchase of the Company's own equity instruments is recognized and deducted directly in equity. No gain or loss is recognized in statement of profit and loss on the purchase, sale, issue or cancellation of the Company's own equity instruments.

Financial liabilities

Financial liabilities are recognized when the Company becomes a party to the contractual provisions of the instrument. Financial liabilities are initially measured at the amortized cost unless at initial recognition, they are classified as fair value through profit or loss. In case of trade payables, they are initially recognized at fair value and subsequently, these liabilities are held at amortized cost, using the effective interest method.

All financial liabilities are subsequently measured at amortized cost using the effective interest method. Financial liabilities carried at fair value through profit or loss are measured at fair value with all changes in fair value recognized in the Statement of Profit and Loss. Interest expense are included in the 'Finance costs' line item. The effective interest method is a method of calculating the amortized cost of a financial liability and of allocating interest expense over the relevant period. The effective interest rate is the rate that exactly discounts estimated future cash payments (including all fees and points paid or received that form an integral part of the effective interest rate, transaction costs and other premiums or discounts) through the expected life of the financial liability, or (where appropriate) a shorter period, to the net carrying amount on initial recognition.

Derecognition of financial liabilities

A financial liability is de-recognized when the obligation under the liability is discharged or cancelled or expires. When an existing financial liability is replaced by another from the same lender on substantially different terms, or the terms of an existing liability are substantially modified, such an exchange or Modification is treated as the de-recognition of the original liability and the recognition of a new liability. The difference in the respective carrying amounts is recognized in the statement of profit or loss.

Offsetting

Financial assets and financial liabilities are offset, and the net amount is reported in the balance sheet if there is a currently enforceable legal right to offset the recognized amounts and there is an intention to settle on a net basis, to realize the assets and settle the liabilities simultaneously.


N. INCOME TAXES

Current Income Tax assets and liabilities are measured at the amount expected to be recovered from or paid to the taxation authorities. The tax rates and tax laws used to compute the amount are those that are enacted or substantively enacted, at the reporting date. Current income tax relating to items recognized outside profit or loss is recognized outside profit or loss i.e. in other comprehensive income or equity. Management periodically evaluates positions taken in the tax returns with respect to situations in which applicable tax regulations are subject to interpretation and establishes provisions where appropriate.

Deferred tax is provided on temporary differences between the tax bases of assets and liabilities and their carrying amounts at the reporting date. Deferred tax is measured using the tax rates and the tax laws enacted or substantively enacted as at the reporting date. Deferred tax assets and liabilities are offset if such items relate to taxes on income levied by the same governing tax laws and the Company has a legally enforceable right for such set off. The carrying amount of deferred tax assets is reviewed at each reporting date and reduced to the extent that it is no longer probable that sufficient taxable profit will be available to allow all or part of the deferred tax asset to be utilized. Unrecognized deferred tax assets are reassessed at each reporting date and are recognized to the extent that it has become probable that future taxable profits will allow the deferred tax asset to be recovered. Deferred tax relating to items recognized outside profit or loss is recognized outside profit or loss i.e. in other comprehensive income.

O. PROVISIONS AND CONTINGENT LIABILITIES

Provisions are recognized when the Company has a present obligation (legal or constructive) as a result of a past event, for which it is probable that a cash outflow may be required and a reliable estimate can be made of the amount of the obligation. The amount recognised as a provision is the best estimate of the consideration required to settle the present obligation at the end of the reporting period, taking into account the risks and uncertainties surrounding the obligation. When a provision is measured using the cash flows estimated to settle the present obligation, its carrying amount is the present value of those cash flows (when the effect of the time value of money is material).



Notes to the Financial Statements

for the year ended March 31, 2020

When some or all of the economic benefits required to settle a provision are expected to be recovered from a third party, a receivable is recognised as an asset if it is virtually certain that reimbursements will be received and the amount of the receivable can be measured reliably.

Contingent liabilities are disclosed after evaluation of the facts and legal aspects of the matter involved, in line with the provisions of Ind AS 37. The Company records a liability for any claims where a potential loss probable and capable of being estimated and discloses such matters in its financial statements, if material. For potential losses that are considered possible, but not probable, the Company provides disclosures in the financial statements but does not record a liability in its financial statements unless the loss becomes probable.

P. EARNING PER SHARE

Basic earnings per share is calculated by dividing the net profit for the current year attributable to equity shareholders by the weighted average number of equity shares outstanding during the year. The number of shares used in computing diluted earnings per share comprises the weighted average share considered for calculating basic earnings per share and also the weighted average number of shares, which would have been issued on the conversion of all dilutive potential equity shares. Potential dilutive equity shares are deemed to be converted as at the beginning of the period, unless they have been issued at a later date. The number of equity shares and potentially dilutive equity shares are adjusted for bonus shares as appropriate.

Q. OPERATING CYCLE

Based on the nature of products / activities of the Company and the normal time between acquisition of assets and their realization in cash or cash equivalents, the Company has determined its operating cycle as twelve months for the purpose of classification of its assets and liabilities as current and non-current.

3. CRITICAL ESTIMATES AND JUDGEMENTS

The preparation of the financial statements in conformity with recognition and measurement principles of Ind AS requires the Management to make estimates and assumptions considered in the reported amounts of assets and liabilities (including contingent liabilities) and the reported income and expenses during the year. The estimates and underlying assumptions are reviewed on an ongoing basis. Revisions to accounting estimates are recognized in the period in which estimates are revised if the revision affects only that period or in the period of the revision and future periods if the revision affects both current and future periods.

The following are the key judgements and estimations concerning the future and other sources of estimation uncertainty at the end of the reporting period that may have a significant risk of causing a material adjustment to the carrying amounts of assets and liabilities in future are :

(i) Useful lives and residual value of property, plant and equipment and intangible assets :

Useful life and residual value are determined by the management based on a technical evaluation considering nature of asset, past experience, estimated usage of the asset, vendor's advice etc and same is reviewed at each financial year end.


(ii) Taxation :

Tax expense is calculated using applicable tax rate and laws that have been enacted or substantially enacted. In arriving at taxable profit and all tax bases of assets and liabilities, the Company determines the taxability based on tax enactments, relevant judicial pronouncements and tax expert opinions, and makes appropriate provisions which includes an estimation of the likely outcome of any open tax assessments / litigations, if any. Any difference is recognized on closure of assessment or in the period in which they are agreed.

Deferred income tax assets are recognized to the extent that it is probable that future taxable income will be available against which the deductible temporary differences, unused tax losses, unabsorbed depreciation and unused tax credits could be utilized.

(iii) Impairment of investments:

The Company reviews its carrying value of long-term investments in equity shares of subsidiaries and other companies carried at cost at the end of each reporting period. If the recoverable amount is less than its carrying amount, the impairment loss is accounted for.




**Notes to the Financial Statements
for the year ended 31 March, 2020**

4. Property, Plant & Equipment and Capital Work-in-progress

As at 31st March, 2020 and 31st March, 2019

Particulars	Gross Carrying Amount			Accumulated Depreciation			Net Carrying Amount		
	Balance as at 01 April, 2019	Additions / Adjustments	Disposals / discard of assets	As at 31 March, 2020	Balance as at 01 April, 2019	Depreciation for the year	Eliminated on Disposals / discard of assets	As at 31 March, 2020	As at 31 March, 2020
Furniture & Fixtures	832070	3500	0	835570	482835	94329	0	577164	258406
Vehicles	21183	0	0	21183	12583	2238	0	14821	6362
Office Equipments	19,347.00	-	0	19347	11115	5292	0	16407	2940
TOTAL	872600	3500	0	876100	506533	101859	0	608392	267708



Notes to the Financial Statements
for the year ended 31 March, 2020

5. Loans - Non-Current (Unsecured, Considered Good)

Particulars	As at 31 March, 2020	As at 31 March, 2019
Loans to Body Corporates	15036986	0
Total	15036986	0

6. Deferred tax assets (net)

Particulars	As at 31 March, 2020	As at 31 March, 2019
Tax effect of items constituting deferred tax liability :		
Property, Plant & Equipments	(125911)	(126290)
	(125911)	(126290)
Tax effect of items constituting deferred tax assets :		
Provision for gratuity	337033	281440
	337033	281440
Net Deferred Tax Assets	462944	407730

7. Inventories

Particulars	As at 31 March, 2020	As at 31 March, 2019
At Lower of cost or net realization value :		
Finished Goods	12533508	27590969
Total	12533508	27590969

8. Trade Receivables

Particulars	As at 31 March, 2020	As at 31 March, 2019
Unsecured, considered good :		
Trade Receivables	51760292	52672137
Total	51760292	52672137

* Trade Receivables are expected to realise at least the amount at which they are stated, if realized in the ordinary course of business.

9. Cash and Cash Equivalents

Particulars	As at 31 March, 2020	As at 31 March, 2019
Cash and Cash Equivalents :		
(a) Cash on hand	937172	2058227
(b) Balances with banks		
(i) In current accounts	399434	982555
(ii) In fixed deposit accounts	1482032	1399458
Total	2818638	4440239

10. Loans - Current (Unsecured, Considered Good)

Particulars	As at 31 March, 2020	As at 31 March, 2019
Security & Other Deposits	262525	262525
Total	262525	262525

11. Other Current Financial Assets

Particulars	As at 31 March, 2020	As at 31 March, 2019
Balance With Government Authorities	256090	1495886
Other Advances recoverable in cash	77154	121522
Total	333244	1617408

12. Other Current Assets

Particulars	As at 31 March, 2020	As at 31 March, 2019
Advances to Suppliers	3995302	118608
Prepaid Expenses	3613904	2865397
Other Advances recoverable for value to be received	310400	267312
Total	7919606	3251317

13. Equity Share Capital

Particulars	As at 31 March, 2020		As at 31 March, 2019	
	Number of shares	Amount in Rs.	Number of shares	Amount in Rs.
(a) Authorised				
Equity shares of Rs.10/- each	50000	500000	50000	500000
(b) Issued				
Equity shares of Rs. 10/- each	50000	500000	50000	500000
(c) Subscribed and fully paid up				
Equity shares of Rs. 10/- each	50000	500000	50000	500000
(d) Reconciliation of shares outstanding at the beginning & at the end of the reporting period				
At the beginning of the period	50000	500000	50000	500000
Outstanding at the end of the period	50000	500000	50000	500000

Notes to the Financial Statements
for the year ended 31 March, 2020

(e) Details of shareholders holding more than 5% equity shares in the Company :	As at 31 March, 2020		As at 31 March, 2019	
	Number of shares held	% holding in that class of shares	Number of shares held	% holding in that class of shares
M/s Dhabriya Polywood Limited	49500	99.00%	49500	99.00%
(f) Shares held by holding/ ultimate holding company/ or their subsidiaries/ associates	49500	99.00%	49500	99.00%
(g) Terms/rights attached to equity shares	The Company has only one class of shares referred to as equity shares having a par value of Rs. 10/- . Each holder of equity share is entitled to one vote per share and dividend as and when declared by Company. There are no rights, preferences and restrictions attached to any share.			
(h) There is no share reserved for issue under options and contracts/commitments for the sale of shares/disinvestment.				

14. Other Equity

Particulars	As at 31 March, 2020	As at 31 March, 2019
(A) General Reserves		
Balance at the Beginning of the Year	33741756	29988454
Add: Transfer from Retained Earnings	1263857	3753302
Closing balance	35005613	33741756
(B) Retained Earning Account		
Balance at the Beginning of the Year	0	0
Add: Profit for the year	1251940	3669978
Add: Other Comprehensive Income for the Year, net of income tax	11917	83324
	1263857	3753302
Less : Transfer to General Reserve	(1263857)	(3753302)
Closing balance	0	0
Total	35005613	33741756

15. Borrowings - Non-Current

Particulars	As at 31 March, 2020	As at 31 March, 2019
SECURED - At Amortised Cost		
Term Loan from Banks / Financial Institutions*	19596240	25149178
Less :- Current Maturities of term Loan	(5520000)	(5520000)
	14076240	19629178
UNSECURED - At Amortised Cost		
From Body Corporates	23834520	9500000
	23834520	9500000
Total	37910760	29129178

*Term Loan from SIDBI of Rs. 250.00 Lakhs taken during the year 2018-19 is repayable in 54 monthly instalments commencing from April 2019 and last instalment due in September 2023 and same is secured by the guarantees / security extended by directors of the Company.

16. Provisions - Non-Current

Particulars	As at 31 March, 2020	As at 31 March, 2019
Provision for Employee Benefits :		
Gratuity Provision	1210261	984278
Total	1210261	984278

17. Trade Payables

Particulars	As at 31 March, 2020	As at 31 March, 2019
Trade payables		
Total Outstanding dues of Micro and Small enterprises	0	0
Others	6318998	14824194
Total	6318998	14824194

Dues to Micro Enterprises and small enterprises

Based on and to the extent of information available with the Company under Micro, Small and Medium Enterprises Development Act, 2006 (MSMED Act), the relevant particulars as at reporting date are furnished below:

Particulars	As at 31 March, 2020	As at 31 March, 2019
i) Principal amount due Outstanding as at end of the year	0	0
ii) Interest amount due and unpaid at end of the year	0	0
iii) The amount of Interest paid by the Company in terms of section 16 of the MSMED Act, 2006, along with the amount of the payment made to the supplier beyond the appointed day during the year	0	0
iv) The amount of Interest due and payable for the period of delay in making payment (Which have been paid but beyond the appointed day during the year) but without adding the interest specified under the MSMED ACT, 2006	0	0
v) The amount of Interest accrued and remaining unpaid at the end of each accounting year	0	0
vi) The amount of further interest remaining due and payable even in the succeeding years, until such date when the interest dues above are actually paid to the small enterprises, for the purpose of disallowance of a deductible expenditure under section 23 of the MSMED Act, 2006	0	0
Total	0	0

Dues to Micro and Small Enterprises have been determined to the extent such parties have been identified on the basis of information collected and received by the Management for the respective year. This has been relied upon by the auditors.

Notes to the Financial Statements
for the year ended 31 March, 2020

18. Other Financial Liabilities - Current

Particulars	As at 31 March, 2020	As at 31 March, 2019
Current Maturities of Term Loans*	5520000	5520000
Statutory Remittances	1521367	1404907
Other Payables	2672231	812625
Total	9713598	7737532

*Refer notes in Note 15 Borrowings - Non-Current for details of security.

19. Other Current Liabilities

Particulars	As at 31 March, 2020	As at 31 March, 2019
Credit Balances of Receivables	43472	2285162
Total	43472	2285162

20. Provisions - Current

Particulars	As at 31 March, 2020	As at 31 March, 2019
Provision for Expenses	989749	1064922
Provision for Employee Benefits - Gratuity	128766	98183
Total	1118515	1163105

21. Income Taxes

a) Income Tax Expenses

Particulars	For the year ended 31 March, 2020	For the year ended 31 March, 2019
Current Tax :		
- Current Tax	530100	1425000
- Tax pertaining to earlier years	4149	42044
Deferred Tax	(59222)	(63395)
Total	475027	1403649

A reconciliation of income tax expenses applicable to accounting profit before tax at the statutory income tax rate to income tax expenses recognized for the year is indicated below :

Particulars	For the year ended 31 March, 2020	For the year ended 31 March, 2019
Profit before tax	1726967	5073627
Enacted tax rate in India	25.168%	26.000%
Expected income tax expenses at statutory tax rate	434643	1319143
Tax Impact on account of		
Depreciation under income tax act	1216	11635
Expenses allowed only on payment basis	68581	0
Others	25660	94222
Tax expenses pertaining to current year	530100	1425000
Effective Income Tax Rate	30.695%	28.066%

b) Current Tax Liability (Net)


Particulars	As at 31 March, 2020	As at 31 March, 2019
Provision for Income Tax	530100	1425000
Less : Advance Tax and TDS	955866	1181813
Net Provision for Income Tax	(425766)	243187
Total	(425766)	243187

22. Revenue From Operations

Particulars	For the year ended 31 March, 2020	For the year ended 31 March, 2019
Sale of Products (A)		
Sales of Products	53033362	86436052
Sale of Services (B)		
Installation and Fixing Income	11979620	2870372
Total(A+B)	65012982	89306423

23. Other Income

Particulars	For the year ended 31 March, 2020	For the year ended 31 March, 2019
Interest Income	136147	95491
Total	136147	95491



Notes to the Financial Statements
for the year ended 31 March, 2020

24. Purchase of Stock in Trade

Particulars	For the year ended 31 March, 2020	For the year ended 31 March, 2019
Purchase of Goods	19314469	58428576
Total	19314469	58428576

25. Changes in Inventories of Finished Goods & Stock in Trade

Particulars	For the year ended 31 March, 2020	For the year ended 31 March, 2019
Inventories at the end of the year:		
Finished Goods	12533508	27590969
TOTAL	12533508	27590969
Inventories at the beginning of the year:		
Finished Goods	27590969	29492437
TOTAL	27590969	29492437
Net (increase) / decrease	15057461	1901468

26. Employees Benefit Expense

Particulars	For the year ended 31 March, 2020	For the year ended 31 March, 2019
Salary, Wages and Bonus etc to Employees	9537120	11194005
Contributions to Provident Fund	45918	35627
Gratuity	326145	324757
Staff Welfare Expenses	13794	26842
Total	9922977	11581231

27. Finance Cost


Particulars	For the year ended 31 March, 2020	For the year ended 31 March, 2019
Interest expense	3144430	2586741
Bank Charges & other financial charges	515954	464086
Total	3660384	3050827

28. Depreciation and Amortization Expense

Particulars	For the year ended 31 March, 2020	For the year ended 31 March, 2019
Depreciation on Property, Plant and Equipment	101859	141777
Total	101859	141777

29. Other Expenses

Particulars	For the year ended 31 March, 2020	For the year ended 31 March, 2019
Installation & Fixing charges	11576406	4961925
Carriage inward	902419	806273
Electricity Expenses	6896	11613
Glass Hardware & Fitting Expenses	58099	72705
Work Contract Execution Expenses	0	106592
Audit Fees	30000	30000
Internet Expenses	6110	14308
Insurance Charges	53806	58492
Legal & Professional expenses	57100	220050
Office /Branch and Misc. Expenses	85793	34638
Office & Godown Rents	1226710	994840
Postage & Telegram Expenses	6370	20957
Computer Repair & Maintenance	10905	9169
Vehicle Repair & Maintenance	13332	21856
Advertisement & Exhibition Expenses	2881	563
Printing & Stationary	47188	62360
Discount and Rate Differences	6628	18514
Cartage Outward	2000	41200
Registration and filling fee	6738	7285
Telephone & Postage expenses	41353	94329
Conveyance Expenses	881087	1006912
Travelling Expenses	343189	629828
Total	15365012	9224408



Notes to the Financial Statements
for the year ended 31 March, 2020

30. Earning Per Share

Particulars	2019-20	2018-19
(a) Net Profit after Tax as per Statement of Profit & Loss	1251940	3669978
(b) Net Profit available to Equity Shareholders	1251940	3669978
(c) Number of equity shares at year end	50000	50000
(d) Weighted Average No. of Equity Shares	50000	50000
(e) Basic / Diluted Earning per Share (b)/(d)	25.04	73.40
(f) Face value per equity share	10.00	10.00

31. Employee Benefits

a) Contribution to Provident Fund and Employees State Insurance

Contribution to Defined Contribution Plans, recognized as an expenses for the year is as under :

Particulars	For the year ended 31 March, 2020	For the year ended 31 March, 2019
Employer's contribution to provident fund (includes pension fund)	45918	35627
Employer's contribution to Employees State Insurance	83728	150969

b) Gratuity

The following table summarizes the components of expense recognized in the Statement of Profit and Loss and the amounts recognized in the Balance Sheet according to Actuarial Report :

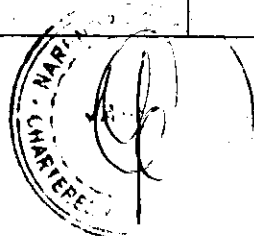
Particulars	31 March, 2020	31 March, 2019
1. Amounts Recognized in Statement of Profit and Loss		
a. Current Service Cost	250373	253843
b. Interest on Defined Benefit Obligation	75772	70914
c. Past Service Cost	0	0
Total amount included in "Employee Benefit Expense"	326145	324757
2. Amounts Recognized in other comprehensive income (OCI)		
a. Net cumulative unrecognized actuarial Losses/ (Gains) opening	0	0
b. Net Actuarial Losses/ (Gains) Recognized in Year	(15925)	(112600)
Unrecognized actuarial Losses/ (Gains) for the year	(15925)	(112600)
3. Amount Recognized in Balance Sheet		
a. Present Value of Unfunded Obligations	1339027	1082461
Net Liability	1339027	1082461
b. Net Liability is bifurcated as follows:		
Current	128766	98183
Non Current	1210261	984278
Net Liability	1339027	1082461
4. Reconciliation of present value of defined benefit obligations		
a. Present value of obligation as at the beginning of the period	1082461	915016
b. Current Service Cost	250373	253843
c. Interest Cost	75772	70914
d. Actuarial Losses/ (Gain)	(15925)	(112600)
e. Past Service Cost - recognized th. Reserve	0	0
f. Benefits Paid	(53654)	(44712)
g. Present value of obligation as at the end of the period	1339027	1082461
5. Actuarial Assumptions of the defined benefit obligations		
a. Discount Rate (p.a.)	7.00%	7.75%
b. Salary Escalation Rate (p.a.)	6.00%	6.00%

32. Segment Reporting

In accordance with para 4 of Ind AS 108 - Operating Segments, since the company operates in one segment only therefore no separate segment reported.

33. Contingent Liabilities

Particulars	As at 31 March, 2020	As at 31 March, 2019
a) Performance Bank Guarantees given to third parties for contractual obligations	21781134	23915818



Notes to the Financial Statements
for the year ended 31 March, 2020

34. Related Party Disclosures

a) Related Parties and their relationship
I. Holding Company
* Dhabriya Polywood Limited
II. Key Management Personnels
* Mrs. Anita Dhabriya, Director
* Mr. Sourabh Mathur, Director
III. Enterprises over which Key Managerial Personnels are able to exercise Significant influence / control :
* Polywood Profiles Pvt Ltd
* Polywood India Limited
* Dynasty Modular Furnitures Pvt Ltd

b) Transactions with related parties for the year ended 31st March, 2020

Nature of Transactions	Holding Company		Enterprises over which KMP exercise significant influence / control		Key Management Personnel and their relatives	
	2019-20	2018-19	2019-20	2018-19	2019-20	2018-19
Salary to Employees	0	0	0	0	1200000	1200000
Rent Expenses	0	0	0	0	120000	120000
Interest Income	41096	0	0	0	0	0
Sales of Goods	70500	382318	303691	44924	0	0
Other Expenses	360000	0	0	0	0	0
Purchase of Goods	4949159	47017092	14309900	10770826	0	0
Balance as at 31st March						
Provision - Current	0	0	0	0	88040	89600
Trade Payable	0	9083541	6318998	5740652	0	0
Financial Assets Loans - Non Current	15036986					
Other Current Assets	3845302	0	0	0	0	0

35. Financial Instruments

a. Capital Risk Management


For the purpose of the Company's capital management, capital includes issued equity capital, securities premium and all other equity reserves attributable to the equity shareholders of the Company. The Company's objective when managing capital is to safeguard its ability to continue as a going concern so that it can continue to provide returns to shareholders and other stakeholders.

The Company manages its capital structure and makes adjustments in light of changes in the financial condition and the requirements of the financial covenants. To maintain or adjust the capital structure, the Company may adjust the dividend payment to shareholders, return capital to shareholders (buy back its shares) or issue new shares.

In order to achieve this overall objective, the Company's capital management, amongst other things, aims to ensure that it meets financial covenants attached to the interest-bearing loans and borrowings that define capital structure requirements. The Company has complied with these covenants and there have been no breaches in the financial covenants of any interest-bearing loans and borrowings. No changes were made in the objectives, policies or processes for managing capital during the year ended March 31, 2020 and March 31, 2019.

The Company monitors its capital using gearing ratio which is net debt divided to total equity. Net debt includes, interest bearing loans and borrowings less cash and cash equivalents, bank balances other than cash and cash equivalents.

Particulars	As at 31 March, 2020	As at 31 March, 2019
Long term borrowings	37910760	29129178
Less : Cash and cash equivalents	(2818638)	(4440239)
Less : Bank Balances other than Cash and cash equivalents	0	0
Net Debt	35092122	24688939
Total Equity	36168519	34904662
Gearing Ratio	0.97	0.71



Notes to the Financial Statements
for the year ended 31 March, 2020

b. Categories of financial instruments

Particulars	As at 31 March, 2020		As at 31 March, 2019	
	Carrying Value	Fair Value	Carrying Value	Fair Value
Financial Assets				
Measured at amortised cost				
Loans	15299511	15299511	262525	262525
Other Financial Assets	333244	333244	1617408	1617408
Trade Receivables	51760292	51760292	52672137	52672137
Cash and Cash equivalents	2818638	2818638	4440239	4440239
Non current Investment	0	0	0	0
Total Financial Assets at amortised cost (A)	70211684	70211684	58992309	58992309
Measured at Fair Value through other comprehensive income (B)	0	0	0	0
Measured at fair value through profit and loss (C)	0	0	0	0
Total Financial Assets (A+B+C)	70211684	70211684	58992309	58992309

Financial Liabilities				
Measured at amortised cost				
Long Term Borrowings	37910760	37910760	29129178	29129178
Current Maturities of Long Term Borrowings	5520000	5520000	5520000	5520000
Short Term Borrowings	0	0	0	0
Trade Payables	6318998	6318998	14824194	14824194
Other Financial Liabilities	9713598	9713598	7737532	7737532
Total Financial Liabilities carried at amortised cost	59463356	59463356	57210904	57210904

b. Financial Risk Management objects and policies

In its ordinary operations, the company's activities expose it to the various types of risks, which are associated with the financial instruments and markets in which it operates. The Company has a risk management policy which covers the foreign exchanges risks and other risks associated with the financial assets and liabilities such as interest rate risks and credit risks. The risk management policy is approved by the board of directors. The following is the summary of the main risks.

Market Risk

Market Risk is the risk that the fair value of future cash flows of a financial instrument will fluctuate because of the change in the market prices. The Company is exposed in the ordinary course of its business to risks related to changes in foreign currency exchange rates, commodity prices and interest rates.


Interest Rate Risk

Interest rate risk can be either fair value interest rate risk or cash flow interest rate risk. Fair value interest rate risk is the risk of changes in fair value of fixed interest-bearing investments because of fluctuations in the interest rates. Cash flow interest rate risk is the risk that the future cash flows of floating interest-bearing investments will fluctuate because of fluctuations in the interest rates. The Company's exposure to the risk of changes in market interest rates relates primarily to the Company's long-term debt obligations.

Credit Risk

Credit risk refers to the risk that a counter party will default on its contractual obligations resulting in financial loss to the Company. Credit risk encompasses of both, the direct risk of default and the risk of deterioration of credit worthiness as well as concentration risks.

Company's credit risk arise principally from the trade receivables and advances. Customer credit risk is managed centrally by the Company and subject to established policy, procedures and control relating to the customer credit risk management. Credit quality of a customer is assessed based on financial position, past performance, business/economic conditions, market reputation, expected business etc. Based on that credit limit and credit terms are decided. Outstanding customer receivables are regularly monitored. Trade receivables consist of a large number of customers spread across diverse industries and geographical areas with no significant concentrations of credit risk. The outstanding trade receivables are regularly monitored and appropriate action is taken for collection of overdue receivables.



Notes to the Financial Statements
for the year ended 31 March, 2020

Liquidity Risk

The Company manages liquidity risk by maintaining adequate reserves, banking facilities and reserve borrowing facilities, by continuously monitoring forecast and actual cash flows and matching the maturity profiles of financial assets and liabilities. Expected contractual maturity for financial liabilities :

Particulars	Less Than 1 year	1 to 5 years	More than 5 years	Total
As at March 31, 2020				
Borrowings	0	37910760	0	37910760
Trade and Other payables	6318998	0	0	6318998
Other Financial Liabilities	9713598	0	0	9713598
Total	16032596	37910760	0	53943356
As at March 31, 2019				
Borrowings	0	29129178	0	29129178
Trade and Other payables	14824194	0	0	14824194
Other Financial Liabilities	7737532	0	0	7737532
Total	22561726	29129178	0	51690904

36. Other Notes

(a) In March 2020, the World Health Organisation declared COVID-19 a global pandemic. Consequent to this, Government of India declared a nation-wide lockdown from 24th March 2020, which has impacted normal business operations of the Company. The Company has assessed the impact of this pandemic on its business operations and has considered all relevant internal and external information available up to the date of approval of these financial statements, to determine the impact on the Company's revenue from operations for foreseeable future and the recoverability and carrying value of certain assets such as property, plant and equipment, investments, inventories and trade receivables etc. The impact of Covid-19 pandemic on the overall economic environment being uncertain may affect the underlying assumptions and estimates used to prepare Company's financial statements, which may differ from that considered as at the date of approval of these financial statements. The Company has resumed its business activities by reopening of supplies / services to its customers, in line with the guidelines issued by the Government authorities, taken steps to strengthen its liquidity position and initiated cost restructuring exercise. However the Company does not anticipate any challenges in its ability to continue as going concern or meeting its financial obligations. As the situation is unprecedented, while the lockdown is gradually lifting, the Company is yet closely monitoring the situation as it evolves in the future.

(b) Company does not have any long-term contract including derivative contract for which there are any material foreseeable losses.


(c) There are no amounts which are required to be transferred to the Investor Education and Protection Fund.

(d) Previous year figures have been reworked, regrouped, rearranged and reclassified, wherever necessary.

37. Approval of Financial Statements

The financial statements were approved for issue by the Board of Directors on 28th July, 2020.

As per our Report of even date
For NARENDRA SHARMA & CO.
Chartered Accountants
Firm Regn. No. 004983C



(CA YOGESH GAUTAM)
Partner
M. No. 072676

PLACE : Jaipur
Date : 28th July, 2020

For POLYWOOD GREEN BUILDING SYSTEMS PVT LTD

(ANITA DHABRIYA)
Director
Din No.00359317

(SOURABH MATHUR)
Director
Din No.05252070