

DHABRIYA POLYWOOD LIMITED

Regd. Office : B-9D-1, Malviya Industrial Area, Jaipur -302 017. Phone : 0141-4057171, E-mail : cs@polywood.org
CIN No. : L29305RJ1992PLC007003


(₹ In Lakhs, except per share data)

AUDITED CONSOLIDATED FINANCIAL RESULTS FOR THE QUARTER & YEAR ENDED MARCH 31, 2026

Sl. No.	Particulars	QUARTER ENDED			YEAR ENDED	
		31.03.2026	31.12.2025	31.03.2025	31.03.2026	31.03.2025
		Audited	Unaudited	Audited	Audited	Audited
	Revenue					
I	Revenue from Operations	6973.64	6566.04	6346.77	26447.85	23510.94
II	Other Income	86.56	28.58	16.47	148.87	58.62
III	Total Income (I + II)	7060.20	6594.62	6363.24	26596.72	23569.56
IV	Expenses					
	a) Cost of materials consumed	3587.12	3345.13	3403.68	13395.59	12231.24
	b) Purchases of stock-in-trade	44.80	5.80	27.38	103.39	296.50
	c) Changes in inventories of finished goods, work-in-progress and stock-in-trade	(221.79)	(284.84)	(98.99)	(667.82)	(194.95)
	d) Employee Benefits Expenses	1042.49	1121.95	900.37	4197.23	3711.42
	e) Finance Cost	122.08	133.57	123.62	541.49	485.26
	f) Depreciation and amortization expenses	270.33	246.58	209.76	999.72	862.66
	g) Other expenses	1048.69	992.81	1091.06	3959.97	3716.53
	Total Expenses (IV)	5893.72	5561.00	5656.88	22529.57	21108.66
V	Profit before Exceptional items and Taxes (III - IV)	1166.48	1033.62	706.36	4067.15	2460.90
VI	Exceptional Items	0.00	0.00	0.00	0.00	0.00
VII	Profit before Taxes (V - VI)	1166.48	1033.62	706.36	4067.15	2460.90
VIII	Tax expenses / (credit)					
	- Current Tax	328.31	262.58	157.91	1041.81	559.60
	- Deferred Tax	4.98	(18.08)	8.97	(16.17)	67.10
	- Short / (Excess) provision for Taxes of earlier years	0.52	22.96	2.02	27.47	31.44
	- Total Tax	333.81	267.46	168.90	1053.11	658.14
IX	Profit for the period (VII - VIII)	832.67	766.16	537.46	3014.04	1802.76
	Net Profit after tax for the year attributed to:					
	- Owners of the Company	832.49	766.19	537.45	3014.04	1802.76
	- Non-controlling interest	0.18	(0.03)	0.01	0.00	0.00
X	Other Comprehensive Income (OCI)					
	- Item that will not be reclassified to profit or loss	37.65	0.00	14.38	37.65	14.38
	- Income tax relating to items that will not be reclassified to profit or loss	(10.53)	0.00	(3.86)	(10.53)	(3.86)
	Other Comprehensive income for the period after tax	27.12	0.00	10.52	27.12	10.52
XI	Total Comprehensive Income for the period After Tax (IX + X)	859.79	766.16	547.98	3041.16	1813.28
	Total Comprehensive Income for the year attributed to:					
	- Owners of the Company	859.61	766.19	547.97	3041.16	1813.28
	- Non-controlling interest	0.18	(0.03)	0.01	0.00	0.00
	Paid -up Equity Share Capital (face value of ` 10/= each)	1082.42	1082.42	1082.42	1082.42	1082.42
	Earning Per Equity Share (of ` 10/= each) (Not Annualised)					
	a) Basic & Diluted (Not Annualised) EPS	7.69	7.08	4.97	27.85	16.65

Notes:-


1	The above Audited Consolidated Financial Results have been prepared in accordance with Indian accounting Standards ('Ind AS') notified under section 133 of the Companies Act, 2013, read together with the Companies (Indian Accounting Standards) Rules, 2015.
2	The above Consolidated Financial Results have been reviewed by the Audit Committee and approved by the Board of Directors of the Company at their respective meeting held on 26th May, 2026.
3	The Board of Directors have recommended a Dividend of ₹ 0.70 per share (Face Value of ₹ 10/- each) for the year ended March 31, 2026.
4	Segment information as per Ind-AS 108 "Operating Segments" is disclosed in Annexure - I.
5	Figures for the quarter ended 31st March 2026 and corresponding quarter ended 31st March 2025 are the balancing figures between the audited figures in respect of the full financial year and the year to date figures upto the third quarter of the respective financial years.
6	Previous year's / period's figures have been regrouped / reclassified / recasted, wherever necessary to conform to classification of current year / period.
7	There are no investor complaints received / pending as on March 31, 2026.



For & on behalf of Board
For Dhabriya Polywood Limited

(Signature)
Digvijay Dhabriya
Managing Director
DIN: 00519946

(Signature)
Mahendra Karnawat
WholeTime Director
DIN: 0519876



Place: Jaipur
Date: 26th May, 2026

DHABRIYA POLYWOOD LIMITED

Regd. Office : B-9D-1, Malviya Industrial Area, Jaipur -302 017. Phone : 0141-4057171, E-mail : cs@polywood.org
CIN No. : L29305RJ1992PLC007003

(₹ In Lakhs)


CONSOLIDATED AUDITED BALANCE SHEET		As at 31.03.2026	As at 31.03.2025
Particulars		Audited	Audited
A.	ASSETS		
1.	Non-current Assets		
	(a) Property, Plant and Equipment	8841.97	7740.84
	(b) Capital work-in-progress	632.56	32.21
	(c) Investment Property	166.28	168.96
	(d) Financial Assets	0.00	
	(i) Investments	1.32	2.12
	(ii) Loans	825.00	175.00
	(iii) Others	88.34	86.38
	(e) other non-current assets	0.00	0.00
	Total-Non-current assets	10555.47	8205.51
2.	Current assets		
	(a) Inventories	6941.70	5574.75
	(b) Financial Assets		
	(i) Trade receivables	3178.61	2824.43
	(ii) Cash and cash equivalents	642.94	748.37
	(iii) Bank balances other than (ii) above	0.00	0.00
	(iv) Loans	0.00	0.00
	(v) Others	381.33	245.17
	(c) Other current assets	854.54	514.59
	Total Current assets	11999.12	9907.31
	Total Assets	22554.59	18112.82
B.	EQUITY AND LIABILITIES		
1.	Equity		
	(a) Equity Share capital	1082.42	1082.42
	(b) Other Equity	11877.48	8912.10
	Total Equity	12959.90	9994.52
2.	LIABILITIES		
	Non-current Liabilities		
	(a) Financial Liabilities		
	(i) Borrowings	2479.56	2178.51
	(ii) Other financial liabilities	1.50	1.50
	(b) Provisions	312.85	289.00
	(c) Deferred tax liabilities (net)	203.44	209.08
	(d) Other non-current liabilities	0.00	0.00
	Total Non current liabilities	2997.35	2678.09
3.	Current Liabilities		
	(a) Financial Liabilities		
	(i) Borrowings	5168.34	3159.51
	(ii) Trade Payables		
	- Dues to Micro and Small Enterprises	0.00	13.15
	- Dues to Creditors other than Micro and Small Enterprises	37.56	975.16
	(iii) Other financial liabilities	150.65	127.53
	(b) Other current liabilities	489.61	671.93
	(c) Provisions	355.85	360.33
	(d) Current tax liabilities (Net)	395.33	132.60
	Total Current liabilities	6597.34	5440.21
	Total Equity and Liabilities	22554.59	18112.82

For & on behalf of Board
For Dhabriya Polywood Limited

Digvijay Dhabriya
Managing Director
DIN: 00519946

Mahendra Karnawat
WholeTime Director
DIN: 0519876

Place: Jaipur
Date: 26th May, 2026



DHABRIYA POLYWOOD LIMITED

Regd. Office : B-9D-1, Malviya Industrial Area, Jaipur -302 017. Phone : 0141-4057171, E-mail : cs@polywood.org
CIN No. : L29305RJ1992PLC007003

ANNEXURE -I

(₹ In Lakhs)

CONSOLIDATED SEGMENT INFORMATION FOR THE QUARTER & YEAR ENDED MARCH 31, 2026

Sl. No.	Particulars	QUARTER ENDED			YEAR ENDED	
		31.03.2026 Audited	31.12.2025 Unaudited	31.03.2025 Audited	31.03.2026 Audited	31.03.2025 Audited
I	Segment Revenue					
	- Plastic Products	6140.60	5485.49	5213.15	22195.15	19568.86
	- Modular Furniture	855.42	1098.28	1173.33	4359.30	4059.01
	Gross Turnover (Turnover and Inter Segment Transfers)	6996.02	6583.77	6386.48	26554.45	23627.87
	Less : Inter Segment Transfers	22.38	17.74	39.71	106.60	116.93
	Revenue from Operations	6973.64	6566.04	6346.77	26447.85	23510.94
II	Segment Results					
	- Plastic Products	1127.18	1018.14	729.85	4036.73	2655.55
	- Modular Furniture	99.21	138.84	79.62	489.62	256.73
	Total Segment Profit before Interest & Tax	1226.39	1156.98	809.46	4526.35	2912.27
	- Finance Cost	(122.08)	(133.57)	(123.62)	(541.49)	(485.26)
	- Interest Income	62.17	10.21	20.53	82.29	33.89
	Profit Before Tax	1166.48	1033.62	706.36	4067.15	2460.90
III	Segment Assets					
	- Plastic Products	19390.19	18258.18	15635.52	19390.19	15635.52
	- Modular Furniture	3164.40	3488.68	2477.30	3164.40	2477.30
	Total	22554.59	21746.86	18112.82	22554.59	18112.82
IV	Segment Liabilities					
	- Plastic Products	19390.19	18258.18	15635.52	19390.19	15635.52
	- Modular Furniture	3164.40	3488.68	2477.30	3164.40	2477.30
	Total	22554.59	21746.86	18112.82	22554.59	18112.82

Notes: -

- 1 As per Indian Accounting Standard 108 on 'Operating Segment', the Company has reported 'Segment Information', as described below :
 - a. The Plastic Products segment includes Manufacturing, Sales, Supply & Installation of uPVC/PVC Profiles, Sheets, Moulding, Windows & Doors.
 - b. The Furniture Products segment includes Manufacturing and Sales of Modular Furniture Items.



For & on behalf of Board
For Dhabriya Polywood Limited


Digvijay Dhabriya
Managing Director
DIN: 00519946


Mahendra Karnawat
WholeTime Director
DIN: 0519876



Place: Jaipur
Date: 26th May, 2026


DHABRIYA POLYWOOD LIMITED

Regd. Office : B-9D-1, Malviya Industrial Area, Jaipur -302 017. Phone : 0141-4057171, E-mail : cs@polywood.org
CIN No. : L29305RJ1992PLC007003


(₹ In Lakhs)

CONSOLIDATED AUDITED STATEMENT OF CASH FLOW		For the Year Ended 31.03.2026		For the Year Ended 31.03.2025	
Particulars		Audited		Audited	
A.	<u>CASH FLOW FROM OPERATING ACTIVITIES</u>				
	Net Profit before tax as per Profit & Loss Statement		4067.15		2460.90
	Adjusted for :				
	Depreciation and amortization expenses	999.72		862.66	
	Finance Costs	541.49		485.26	
	Interest Income	(82.28)		(33.88)	
	Operating profit before working capital changes		1458.91		1314.04
	Adjustment for :		5526.06		3774.94
	(Increase) / Decrease in Trade Receivables	(354.18)		(421.47)	
	(Increase) / Decrease in Inventories	(1366.96)		(601.21)	
	(Increase) / Decrease in Other Assets	(1127.27)		(240.41)	
	(Decrease) / Increase in Trade Payables	(950.75)		(268.85)	
	(Decrease) / Increase in Provisions	19.38		51.17	
	(Decrease) / Increase in Other Liabilities	(254.16)		(127.85)	
	Cash generated from / (used in) operations		(4033.92)		(1608.62)
	Income Tax paid		1492.14		2166.32
	Net cash generated from/(used in) operating activities - (A)		(673.95)		(458.43)
			818.19		1707.89
B.	<u>CASH FLOW FROM INVESTING ACTIVITIES</u>				
	Payment for Property, plant and equipment and Capital work in progress and Investment properties	(2698.52)		(1192.71)	
	Interest income	82.28		33.88	
	Net cash (used in) Investing Activities - (B)		(2616.24)		(1158.83)
C.	<u>CASH FLOW FROM FINANCING ACTIVITIES</u>				
	Proceeds / (Repayment) of Non-Current borrowings	301.05		104.29	
	Net Increase/(decrease) in Current borrowings	2008.83		(52.11)	
	Dividend Paid	(75.77)		(54.12)	
	Interest paid	(541.49)		(485.26)	
	Net cash(used in) / from financing activities - (C)		1692.62		(487.20)
	Net Increase/(decrease) in Cash & Cash Equivalents (A+B+C)		(105.42)		61.86
	Cash and cash equivalents at the beginning of the year/period		748.37		686.51
	Cash and cash equivalents at the end of the year/period		642.94		748.37
1	<u>Cash and cash equivalents at the end of year/period comprises :</u>				
	Cash on hand		32.27		47.73
	Balances with banks				
	(i) In current accounts		163.44		340.32
	(ii) In fixed deposit accounts		447.23		360.32
	TOTAL		642.94		748.37

For & on behalf of Board
For Dhabriya Polywood Limited




Digvijay Dhabriya
Managing Director
DIN: 00519946


Mahendra Karnawat
WholeTime Director
DIN: 0519876



Place: Jaipur
Date: 26th May, 2026

DHABRIYA POLYWOOD LIMITED

Regd. Office : B-9D-1, Malviya Industrial Area, Jaipur -302 017. Phone : 0141-4057171 E-mail : cs@polywood.org
CIN No. : L29305RJ1992PLC007003

(₹ In Lakhs, except per share data)

AUDITED STANDALONE FINANCIAL RESULTS FOR THE QUARTER & YEAR ENDED MARCH 31, 2026

Sl. No.	Particulars	QUARTER ENDED			YEAR ENDED	
		31.03.2026	31.12.2025	31.03.2025	31.03.2026	31.03.2025
		Audited	Unaudited	Audited	Audited	Audited
	Revenue					
I	Revenue from Operations	3981.31	3639.99	3393.59	14784.48	13025.50
II	Other Income	13.90	76.20	9.10	112.06	76.10
III	Total Income (I + II)	3995.21	3716.19	3402.69	14896.54	13101.60
IV	Expenses					
	a) Cost of materials consumed	1918.50	1817.87	1788.82	7218.85	6847.34
	b) Purchases of stock-in-trade	19.84	0.00	44.86	100.68	109.24
	c) Changes in inventories of finished goods, work-in-progress and stock-in-trade	(127.35)	(187.60)	(190.07)	(466.22)	(369.71)
	d) Employee Benefits Expenses	612.72	654.20	519.66	2467.50	2167.86
	e) Finance Cost	101.55	102.81	115.33	429.89	460.18
	f) Depreciation and amortization expenses	168.52	145.53	160.14	613.26	522.55
	g) Other expenses	719.64	675.06	681.63	2659.02	2339.04
	Total Expenses (IV)	3413.42	3207.87	3120.37	13022.98	12076.50
V	Profit before Exceptional items and Taxes (III - IV)	581.79	508.32	282.32	1873.56	1025.10
VI	Exceptional Items	0.00	0.00	0.00	0.00	0.00
VII	Profit before Taxes (V - VI)	581.79	508.32	282.32	1873.56	1025.10
VIII	Tax expenses / (credit)					
	- Current Tax	164.00	120.00	69.00	470.00	227.00
	- Deferred Tax	(5.07)	(15.28)	(8.56)	(28.85)	30.18
	- Short / (Excess) provision for Taxes of earlier years	0.00	11.74	2.00	11.74	2.93
	- Total Tax	158.93	116.46	62.44	452.89	260.12
IX	Profit for the period (VII - VIII)	422.86	391.86	219.88	1420.67	764.99
X	Other Comprehensive Income (OCI)					
	- Item that will not be reclassified to profit or loss	25.69	0.00	8.20	25.69	8.20
	- Income tax relating to items that will not be reclassified to profit or loss	(7.48)	0.00	(2.28)	(7.48)	(2.28)
	Other Comprehensive income for the period after tax	18.21	0.00	5.92	18.21	5.92
XI	Total Comprehensive Income for the period After Tax (IX + X)	441.07	391.86	225.80	1438.88	770.90
	Paid -up Equity Share Capital (face value of ` 10/= each)	1082.42	1082.42	1082.42	1082.42	1082.42
	Earning Per Equity Share (of ` 10/= each) (Not Annualised)					
	a) Basic & Diluted (Not Annualised) EPS	3.91	3.62	2.03	13.12	7.07


Notes:-

- 1 The above Audited Standalone Financial Results have been prepared in accordance with Indian accounting Standards ('Ind AS') notified under section 133 of the Companies Act, 2013, read together with the Companies (Indian Accounting Standards) Rules, 2015.
- 2 The above Standalone Financial Results have been reviewed by the Audit Committee and approved by the Board of Directors of the Company at their respective meeting held on 26th May, 2026.
- 3 The Board of Directors have recommended a Dividend of ₹ 0.70 per share (Face Value of ₹ 10/- each) for the year ended March 31, 2026.
- 4 The Company has one segment of activity viz 'Plastic Products' (i.e. manufacturing, sales, supply & installation of uPVC/PVC Profiles, Sheets, Mouldings Window & Doors).
- 5 Figures for the quarter ended 31st March 2026 and corresponding quarter ended 31st March 2025 are the balancing figures between the audited figures in respect of the full financial year and the year to date figures upto the third quarter of the respective financial years.
- 6 Previous year's / period's figures have been regrouped / reclassified / recasted, wherever necessary to confirm to classification of current year / period.
- 7 There are no investor complaints received / pending as on March 31, 2026.

For & on behalf of Board
For Dhabriya Polywood Limited




 Digvijay Dhabriya
 Managing Director
 DIN: 00519946


 Mahendra Karnawat
 WholeTime Director
 DIN: 0519876



Place: Jaipur
Date: 26th May, 2026


DHABRIYA POLYWOOD LIMITED

Regd. Office : B-9D-1, Malviya Industrial Area, Jaipur -302 017. Phone : 0141-4057171, E-mail : cs@polywood.org
CIN No. : L29305RJ1992PLC007003

(₹ In Lakhs)


STANDALONE AUDITED BALANCE SHEET

Particulars		As at 31.03.2026	As at 31.03.2025
		Audited	Audited
A. ASSETS			
1. Non-current Assets			
(a) Property, Plant and Equipment		6335.03	5389.02
(b) Capital work-in-progress		632.56	32.21
(c) Investment Property		166.28	168.96
(d) Financial Assets		0.00	
(i) Investments		480.16	480.16
(ii) Loans		0.00	0.00
(iii) Others		26.71	24.09
(e) other non-current assets		0.00	0.00
Total-Non-current assets		7640.74	6094.44
2. Current assets			
(a) Inventories		5176.62	4052.44
(b) Financial Assets			
(i) Trade receivables		2323.20	2189.34
(ii) Cash and cash equivalents		304.80	253.18
(iii) Bank balances other than (ii) above		0.00	0.00
(iv) Loans		0.00	0.00
(v) Others		286.65	210.64
(c) Other current assets		695.00	425.90
Total Current assets		8786.27	7131.50
Total Assets		16427.01	13225.94
B. EQUITY AND LIABILITIES			
1. Equity			
(a) Equity Share capital		1082.42	1082.42
(b) Other Equity		5844.11	4480.99
Total Equity		6926.53	5563.41
2. LIABILITIES			
Non-current Liabilities			
(a) Financial Liabilities			
(i) Borrowings		3614.68	2293.09
(ii) Other financial liabilities		1.50	1.50
(b) Provisions		211.10	198.25
(c) Deferred tax liabilities (net)		130.45	151.84
(d) Other non-current liabilities		0.00	0.00
Total Non current liabilities		3957.73	2644.68
3. Current Liabilities			
(a) Financial Liabilities			
(i) Borrowings		4418.33	2783.58
(ii) Trade Payables			
- Dues to Micro and Small Enterprises		0.00	3.41
- Dues to Creditors other than Micro and Small Enterprises		11.68	677.99
(iii) Other financial liabilities		89.88	88.23
(b) Other current liabilities		531.16	1139.86
(c) Provisions		200.31	222.20
(d) Current tax liabilities (Net)		291.39	102.58
Total Current liabilities		5542.75	5017.85
Total Equity and Liabilities		16427.01	13225.94



For & on behalf of Board
For Dhabriya Polywood Limited


Digvijay Dhabriya
Managing Director
DIN: 00519946


Mahendra Karnawat
WholeTime Director
DIN: 0519876



Place: Jaipur
Date: 26th May, 2026


DHABRIYA POLYWOOD LIMITED

Regd. Office : B-9D-1, Malviya Industrial Area, Jaipur -302 017. Phone : 0141-4057171, E-mail : cs@polywood.org
CIN No. : L29305RJ1992PLC007003


(₹ In Lakhs)

STANDALONE AUDITED STATEMENT OF CASH FLOW		For the Year Ended 31.03.2026		For the Year Ended 31.03.2025	
Particulars		Audited		Audited	
A.	<u>CASH FLOW FROM OPERATING ACTIVITIES</u>				
	Net Profit before tax as per Profit & Loss Statement		1873.56		1025.10
	Adjusted for :				
	Depreciation and amortization expenses	613.26		522.55	
	Finance Costs	429.89		460.18	
	Interest Income	(15.22)		(15.23)	
	Dividend Income	(69.75)		(46.50)	
			958.18		920.99
	Operating profit before working capital changes		2831.74		1946.10
	Adjustement for :				
	(Increase) / Decrease in Trade Receivables	(133.86)		(333.68)	
	(Increase) / Decrease in Inventories	(1124.18)		(723.54)	
	(Increase) / Decrease in Other Assets	(347.72)		(104.38)	
	(Decrease) / Increase in Trade Payables	(669.72)		(118.15)	
	(Decrease) / Increase in Provisions	(9.04)		48.46	
	(Decrease) / Increase in Other Liabilities	(683.94)		657.89	
			(2968.47)		(573.39)
	Cash generated from / (used in) operations		(136.72)		1372.70
	Income Tax paid		(190.35)		(127.35)
	Net cash generated from/(used in) operating activities - (A)		(327.07)		1245.36
B.	<u>CASH FLOW FROM INVESTING ACTIVITIES</u>				
	Payment for Property, plant and equipment and Capital work in progress and Investment properties	(2156.95)		(825.83)	
	Interest income	15.22		15.23	
	Dividend Income	69.75		46.50	
	Net cash (used in) Investing Activities - (B)		(2071.98)		(764.10)
C.	<u>CASH FLOW FROM FINANCING ACTIVITIES</u>				
	Proceeds / (Repayment) of Non-Current borrowings	1321.59		20.67	
	Net Increase/(decrease) in Current borrowings	1634.75		22.67	
	Interest paid	(429.89)		(460.18)	
	Dividend Paid	(75.77)		(54.12)	
	Net cash(used in) / from financing activities - (C)		2450.67		(470.96)
	Net Increase/(decrease) in Cash & Cash Equivalents (A+B+C)		51.61		10.30
	Cash and cash equivalents at the beginning of the year/period		253.18		242.88
	Cash and cash equivalents at the end of the year/period		304.80		253.18
1	<u>Cash and cash equivalents at the end of year/period comprises :</u>				
	Cash on hand		14.98		20.34
	Balances with banks				
	(i) In current accounts		37.99		21.33
	(ii) In fixed deposit accounts		251.83		211.51
	TOTAL		304.80		253.18

For & on behalf of Board
For Dhabriya Polywood Limited




Digvijay Dhabriya
Managing Director
DIN: 00519946


Mahendra Karnawat
WholeTime Director
DIN: 0519876



Place: Jaipur
Date: 26th May, 2026